




IH - Internal Hex







 **AlphaBio**^{TEC}
Simplantology

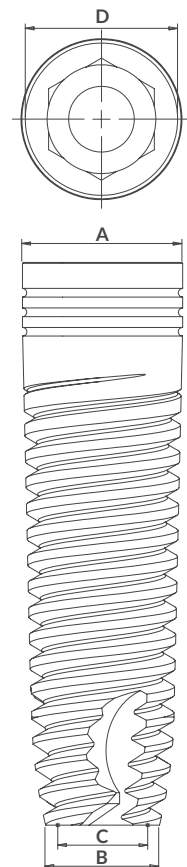


Dual Fit Implant


DFI Dual Fit Implant

The DFI was especially developed to provide dental professionals with a confident implant suitable for all clinical procedures. It achieves long-term stability and is easily stabilized and controlled during placement.

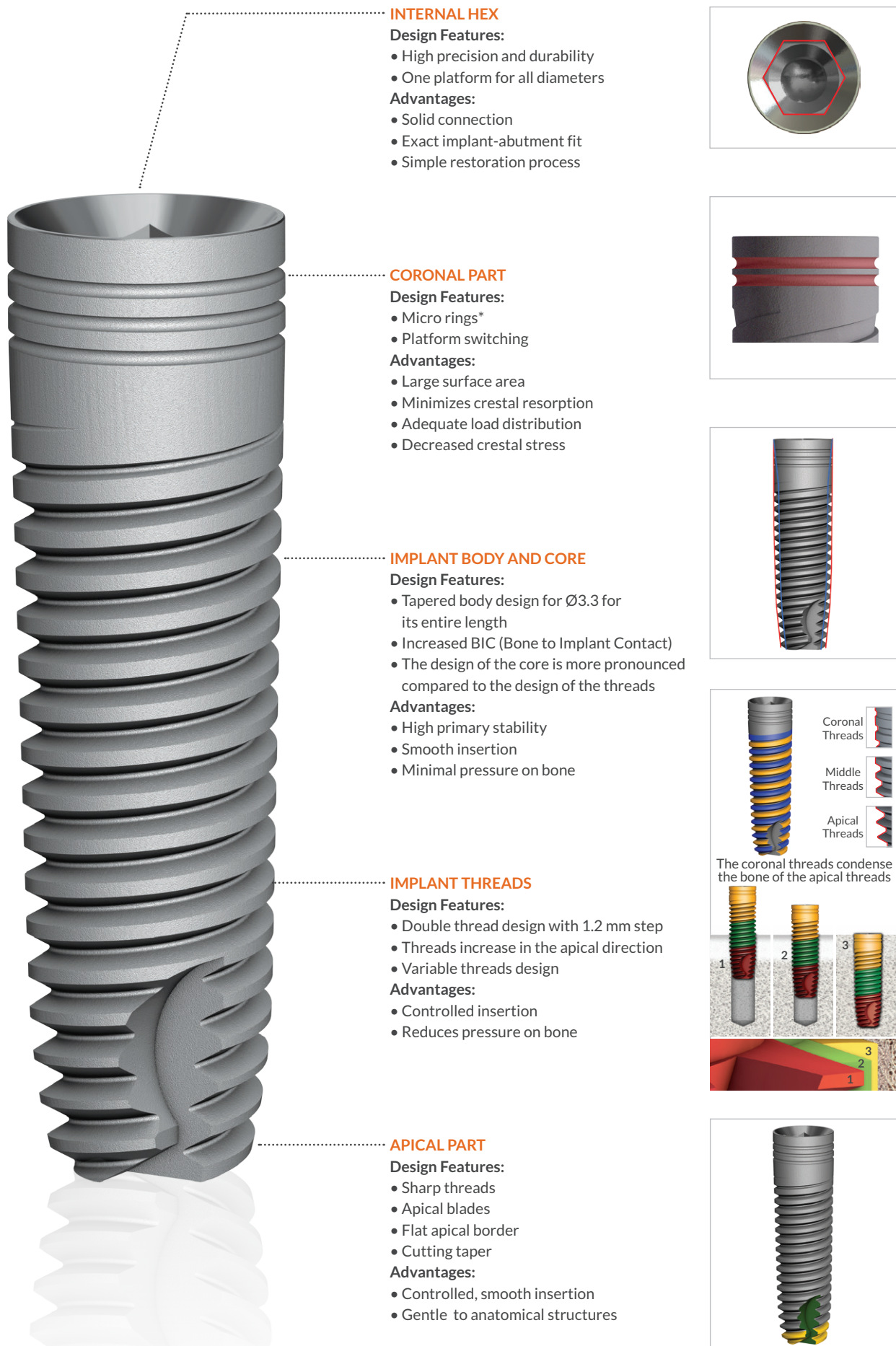
Diameter	Length	Ref. No.	Dimensions			
			A	B	C	D
Ø 3.3 	8 mm	1288	Ø 3.7	Ø 2.6	Ø 2.1	Ø 3.5
	10 mm	1280	Ø 3.7	Ø 2.6	Ø 2.1	Ø 3.5
	11.5 mm	1281	Ø 3.7	Ø 2.6	Ø 2.1	Ø 3.5
	13 mm	1283	Ø 3.7	Ø 2.6	Ø 2.1	Ø 3.5
	16 mm	1286	Ø 3.7	Ø 2.6	Ø 2.1	Ø 3.5
Ø 3.75 	8 mm	1268	Ø 3.85	Ø 3	Ø 2.1	Ø 3.5
	10 mm	1260	Ø 3.85	Ø 3	Ø 2.1	Ø 3.5
	11.5 mm	1261	Ø 3.85	Ø 3	Ø 2.1	Ø 3.5
	13 mm	1263	Ø 3.85	Ø 3	Ø 2.1	Ø 3.5
	16 mm	1266	Ø 3.85	Ø 3	Ø 2.1	Ø 3.5
Ø 4.2 	8 mm	1278	Ø 4.2	Ø 3	Ø 2.2	Ø 3.85
	10 mm	1270	Ø 4.2	Ø 3	Ø 2.2	Ø 3.85
	11.5 mm	1271	Ø 4.2	Ø 3	Ø 2.2	Ø 3.85
	13 mm	1273	Ø 4.2	Ø 3	Ø 2.2	Ø 3.85
	16 mm	1276	Ø 4.2	Ø 3	Ø 2.2	Ø 3.85
Ø 5 	8 mm	1298	Ø 4.95	Ø 4.05	Ø 3.1	Ø 3.85
	10 mm	1290	Ø 4.95	Ø 4.05	Ø 3.1	Ø 3.85
	11.5 mm	1291	Ø 4.95	Ø 4.05	Ø 3.1	Ø 3.85
	13 mm	1293	Ø 4.95	Ø 4.05	Ø 3.1	Ø 3.85
	16 mm	1296	Ø 4.95	Ø 4.05	Ø 3.1	Ø 3.85



Ø Diameter	Soft bone Type IV	Medium Bone Type II&III	Hard bone Type I
Ø 3.3	2.0	2.0	2.0
	2.8 Cortical	2.8	2.8
			3.2 Cortical
Ø 3.75	2.0	2.0	2.0
	2.8	2.8	2.8
	3.2 Cortical	3.2	3.2
Ø 4.2			3.65 Cortical
	2.0	2.0	2.0
	2.8	2.8	2.8
Ø 5.0	3.2	3.2	3.2
	3.65 Cortical	3.65	3.65
			4.1 Cortical
Ø 5.0	2.0	2.0	2.0
	2.8	2.8	2.8
	3.2	3.2	3.2
	3.65	3.65	3.65
	4.1	4.1	4.1
Ø 5.0	4.5 Cortical	4.5	4.5
			4.8 Cortical



Cortical: Drill through the cortical plate.



INTERNAL HEX

Design Features:

- High precision and durability
- One platform for all diameters

Advantages:

- Solid connection
- Exact implant-abutment fit
- Simple restoration process

CORONAL PART

Design Features:

- Micro rings*
- Platform switching

Advantages:

- Large surface area
- Minimizes crestal resorption
- Adequate load distribution
- Decreased crestal stress

IMPLANT BODY AND CORE

Design Features:

- Tapered body design for Ø3.3 for its entire length
- Increased BIC (Bone to Implant Contact)
- The design of the core is more pronounced compared to the design of the threads

Advantages:

- High primary stability
- Smooth insertion
- Minimal pressure on bone

IMPLANT THREADS

Design Features:

- Double thread design with 1.2 mm step
- Threads increase in the apical direction
- Variable threads design

Advantages:

- Controlled insertion
- Reduces pressure on bone

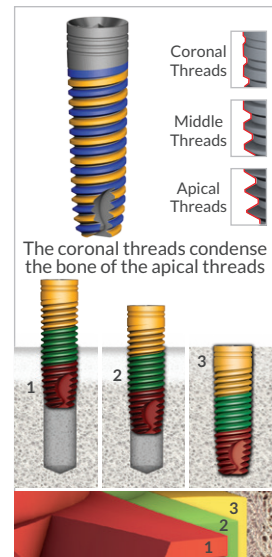
APICAL PART

Design Features:

- Sharp threads
- Apical blades
- Flat apical border
- Cutting taper

Advantages:

- Controlled, smooth insertion
- Gentle to anatomical structures



* The number of micro rings may vary between different implant diameters and/or lengths.
Note: The illustration shows DFI implant Ø3.3 / 13 mm.



DR. GUSTAVO YATZKAIER

D.D.S. Specialist in Oral Surgery,
Israel

Holds a private clinic which specializes in
Implantology and oral surgery.

"I have been using the DFI for cases with hard bone. Its variable threads design allows easy and smooth insertion with diminished frictional heat in hard bone. It can also be used in complicated procedures such as ridge split with low crestal absorption."



DR. ION NICOLESCU

M.D, D.M.D, PHD. Specialist in
maxillofacial surgery, Romania

Chief Surgeon at St. Mary Hospital in Bucharest,
department of orthognatic, TMJ and secondary
cleft surgery.

"Because of the dual-fit shape of the DFI implant and because the threads start immediately beyond the implant platform, primary stability can be very easily obtained. This has a tremendous importance for immediately loading cases."



DR. SAMMY POUR, D.M.D.

Oral & Maxillofacial Surgeon
Israel

Owns a private clinic in Israel that specializes
in implantology.

"The DFI is a very convenient implant to work with. Its gently tapered body and variable threads design make implant insertion smooth and easy. The implant works well in hard bone since it doesn't over compress the dense bone, but it also achieves very good primary stability in soft bone."



DR. ILIA FRIDMAN

M.D., D.S.
Russia & Israe

Chief Doctor at the German Dental Center in
Moscow. Owns a private clinic in Israel that
specializes in implantology.

"The DFI implant exceeds the standard configuration (implants with parallel walls) in its macro mechanical characteristics. The variable thread design lowers the risk of injury to the bone. The tapered form of the DFI assures mechanical stability in softer bone types, lowers the risk of bone ischemia and provides good stability."



DR. MARTIN GRIEB

D.M.D.
Germany

Owns a practice in Lippstadt, Germany that
specializes in implantology.

"I've been using the DFI Implant as a universal implant mainly in the mandible. Especially in hard, dense bone the taper of 1,2 mm and the slightly conical body is beneficial for the insertion of the implant. The implant glides smoothly into the bone. The geometrical shape is favorable for the use in dense bone. The taper is self cutting but not compressing the bone... This results in good primary stability without compressing the dense bone too much."



DR. VLADIMIR SMOLAK

D.M.D.
Sweden

Owns a private clinic in Malmö, Sweden.

"DFI-implants have a universal design and are suitable for all kind of bone-qualities. These implants are easy to use, no complicated steps in surgical procedures. DFI-implants have distinguished primary stability. This is because they are self-threaded with a very special design of threads. These threads cut through the bone both in a vertical & horizontal direction at the same time without being too aggressive to the bone. DFI-implants have the same platform as other Alpha-Bio Tec implants, which makes it easy and economically favorable to use, with big variety of available prosthetic parts."



Scan to view our
Lifetime Warranty

Alpha-Bio Tec's products are CE-marked in accordance with the Council Directive 93/42/EEC and Amendment 2007/47/EC. Alpha-Bio Tec complies with EN ISO 13485:2012 and the Canadian Medical Devices Conformity Assessment System (CMDCAS).

MEDES LIMITED | 5 Beaumont Gate, Shenley Hill Radlett, Herts WD7 7AR. England, U.K | Tel/Fax: +44 1923859810

Check our website www.alpha-bio.net for the most updated brochure version